

E-Class

Saloon



Mercedes-Benz



Intuitively style-defining.

The E-Class Saloon is the embodiment of modern style and refined sportiness – and carries this off with an astounding lightness of touch. Every line follows the principle of Sensual Purity. Alongside the standard specification, three design and equipment lines and a sophisticated range of colours and materials are available to fulfil your individual requirements.









The epitome of ride comfort and driving safety.

The E-Class Saloon is the convincing result of the new Mercedes-Benz design philosophy. It is the embodiment of ultra-modern stylishness and refined sportiness, and is unparalleled in the premium saloon segment. Its Mercedes-Benz Intelligent Drive technologies noticeably reduce the burden on the driver and provide a level of comfort and safety that is absolutely exceptional for a saloon – and typical of an E-Class.





New directions in interior design.

The E-Class Saloon welcomes you with an atmosphere of clarity and secure comfort. Horizontal elements lend an air of peace and breadth. High-quality materials snuggle up to gently curved trim parts, which run like waves from the dashboard to the doors. The sculptured seats offer the comfort on long journeys you would expect of Mercedes-Benz.





A form of modern luxury.

Horizontal lines give an impression of breadth.
High-class materials underline the stylishness.





Effortless superiority
meets sensuality.



KEYLESS-GO Package.

With this system you can conveniently open, start and lock the vehicle – simply by carrying the electronic key with you. The HANDS-FREE ACCESS function allows contactless and fully automatic opening and closing of the boot.



Driving Assistance Plus Package.

These supplementary safety and assistance systems can take the strain off the driver, reduce the risk of accidents, and improve protection both for vehicle occupants and other road users. The combination complements the Driving Assistance package with the PRE-SAFE® Impulse Side system.



COMAND Online.

COMAND Online leaves nothing to be desired where infotainment, navigation and communications are concerned. Information is shown on the 31.2 cm (12.3-inch) high-resolution media display.



MULTIBEAM LED.

The MULTIBEAM LED headlamps enable high beam to be left on without dazzling other road users. Individually controllable LEDs direct the light precisely so as to blank out other vehicles whilst illuminating the surroundings with almost daytime-level brightness. Another striking design feature comes in the form of blue highlights in the headlamps.



Stowage Space Package.

The Stowage Space package comprises a host of useful organisational aids, for example a double cup holder in the centre console, bottle holders in the door pockets, map pockets on the back of the front seats, a collapsible crate or a net on the boot floor (not in conj. with plug-in hybrid).



Parking package with 360-degree camera.

Active Parking Assist facilitates the search for and selection of a parking space, as well as entering and leaving parallel and end-on parking spaces or garages. The 360-degree camera transmits a realistic image to the display of the multimedia system, supporting the driver when parking and manoeuvring.



Memory Package.

When the vehicle is used by several persons, the Memory Package offers particular operating convenience. Up to three different positions for the electrically-adjustable front seats, steering column and exterior mirrors can be stored and retrieved at the touch of a button.



AIR BALANCE Package.

The vehicle interior can be fragranced to suit individual preferences with the AIR BALANCE Package. There are various high-quality interior fragrances to choose from, to suit your personal preference and mood. Furthermore, the air quality can be improved through ionisation and through optimised filtering of interior and exterior air.

The AVANTGARDE design and equipment line.

This line makes the exterior appear more dynamic and sporty. It includes larger light-alloy wheels, an exclusive front bumper, and design features in chrome and aluminium. The lowered AGILITY CONTROL suspension emphasises the sporty look, too.



The EXCLUSIVE equipment line.

The EXCLUSIVE exterior has a sophisticated and luxurious feel, featuring a front bumper enhanced specifically for this line. Further features include the classic radiator trim, the Mercedes star mounted on the bonnet, additional chrome trim elements, and larger light-alloy wheels. With exclusive appointments, this line creates a style-shaping interior that delivers an exciting new take on the concept of luxury. They include seats with an exclusive upholstery layout in leather/Valence fabric, three attractive colour concepts, and large wood trim elements.



The AMG Line.

The AMG Line exterior provides more sportiness and driving pleasure with its perfectly matched equipment features – from the dynamic AMG bodystyling through the AMG light-alloy wheels to the lowered AGILITY CONTROL suspension. Hallmark AMG characteristics visibly and tangibly lend this line more sportiness and exclusivity. The equipment includes the multifunction sports steering wheel with a flattened bottom section, sports seats for better lateral support, AMG sports pedals, and AMG floor mats.





AIR BODY CONTROL.

In combination with continuously variable damping control, the air suspension system ensures a very high level of ride comfort and dynamic handling. The damping at each wheel is adapted to the current driving situation, and can be set for more comfortable or sporty characteristics as required.

DYNAMIC BODY CONTROL SUSPENSION WITH ADJUSTABLE DAMPING

The **DYNAMIC SELECT switch** lets drivers change the vehicle's damping characteristics. There is a choice between Comfort mode with more comfortable damping characteristics and two Sport modes for a sporty, taut damper setup.



DYNAMIC SELECT. Driving pleasure is an attitude.

The DYNAMIC SELECT switch lets you select particularly comfortable, sporty, efficient or fully customised handling characteristics with a simple tap of the finger. Parameters such as the engine, transmission, ESP® and steering characteristics are adjusted according to the selected drive program.

DYNAMIC SELECT AT A GLANCE

Parameters for the drive system (engine, ESP® and, where applicable, automatic transmission), the suspension (in conjunction with DYNAMIC BODY CONTROL and AIR BODY CONTROL) and the steering are modified to suit the desired driving experience

5 drive programs: "Comfort", "Sport", "Sport+", "Individual" and "Eco"

The ECO start/stop function and the "gliding function" are activated according to the parameters of the drive programs

Rule on.

The Mercedes-AMG E-Class Saloon.

Every Mercedes-AMG is a masterpiece in its own right, with an unmistakable character. What unites our performance vehicles and sports cars is their irrepressible sporting spirit. Their passion for top performance. It is generated at the point where engineering skill meets a very special attitude: the spirit of AMG. We believe that you have to keep on challenging limits in order to achieve new goals. We accept nothing as a given. Because limits are imposed by people, and it's also people who can overcome them. It's this attitude that enables us to achieve outstanding performance for the race track – and for the road.

Welcome to the world of AMG.

www.mercedes-amg.com

AMG
DRIVING PERFORMANCE





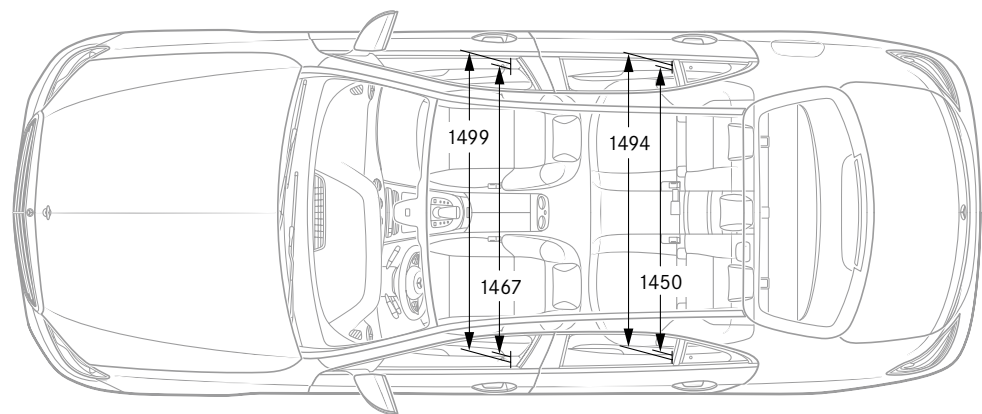
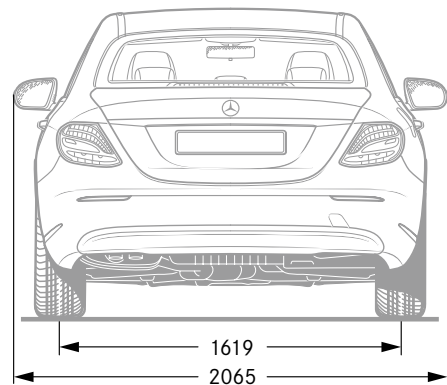
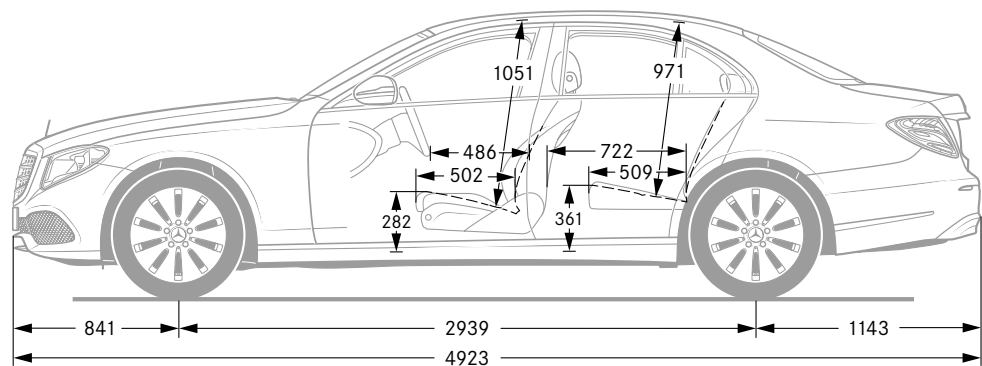
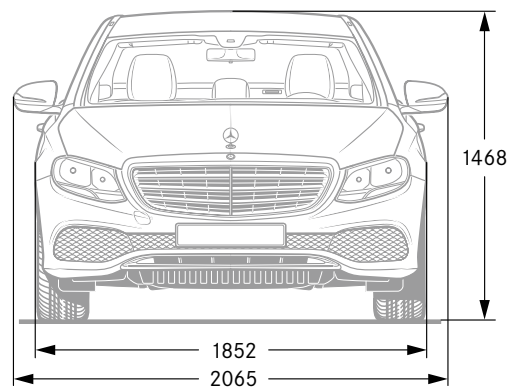
Technical data.

	E 200 Avantgarde Line	E 300 Exclusive Line	E 350 AMG Line	Mercedes-AMG E 53	Mercedes-AMG E 63 S 4MATIC
Displacement (cc)	1991	1991	1991	2999	3982
Rated output ¹ (kW [hp] at rpm)	145 [197]/5500 - 6100	190 [258]/5800 - 6100	220 [299]/5800 - 6100	320 [435]/6100	450 [612]/5750 - 6500
Acceleration from 0 to 100 km/h (s)	7.5	6.2	5.9	4.5	3.4
Top speed (km/h)	240 ²	250 ²	250 ²	250 ²	300 ²
Fuel consumption ³ (l/100 km)					
Urban	8.5 - 8.2	8.6 - 8.2	9.3 - 9.1	11.5 - 11.4	14.5
Extra-urban	5.4 - 5.2	5.4 - 5.2	5.7 - 5.4	7.2 - 7.0	8.6
Combined	6.6 - 7.0	6.6 - 6.3	6.7 - 6.9	8.7 - 8.6	10.8
Combined CO ₂ emissions ³ (g/km)	164 - 157	150 - 145	153 - 156	200 - 197	245

The best for the engine:
Mercedes-Benz genuine engine oils.

¹ Information about the rated output according to Regulation (EC) No. 715/2007 in the currently valid version. ² Electronically governed. ³ The stated figures were determined according to the prescribed measurement method. They constitute the "NEDC CO₂ figures" pursuant to Art. 2 No. 1 Implementing Regulation (EU) 2017/1153. Fuel consumption figures have been calculated on this basis. More information about the official fuel consumption and the official specific CO₂ emissions of new passenger cars is available in the publication entitled "Leitfaden über den Kraftstoffverbrauch, die CO₂-Emissionen und den Stromverbrauch neuer Personenkraftwagen" ["Guidelines concerning the fuel consumption, CO₂ emissions and electricity consumption of new passenger cars"], available free of charge at all retailers and from Deutsche Automobil Treuhand GmbH (www.dat.de). The figures are not based on an individual vehicle and do not constitute part of the product offer; they are provided solely for purposes of comparison between different vehicle models. The figures will vary according to the optional equipment selected. For more technical data, please visit www.mercedes-benz.com.my

Dimensions.



All figures in millimetres. The illustrated dimensions are average values. They are valid for vehicles in basic specification and in unladen condition.